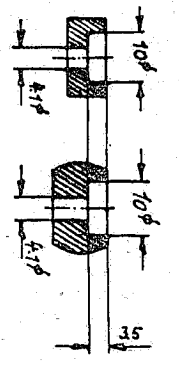
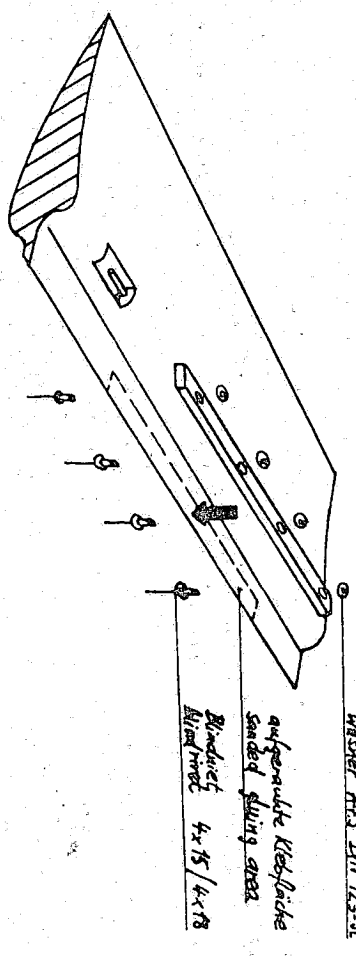


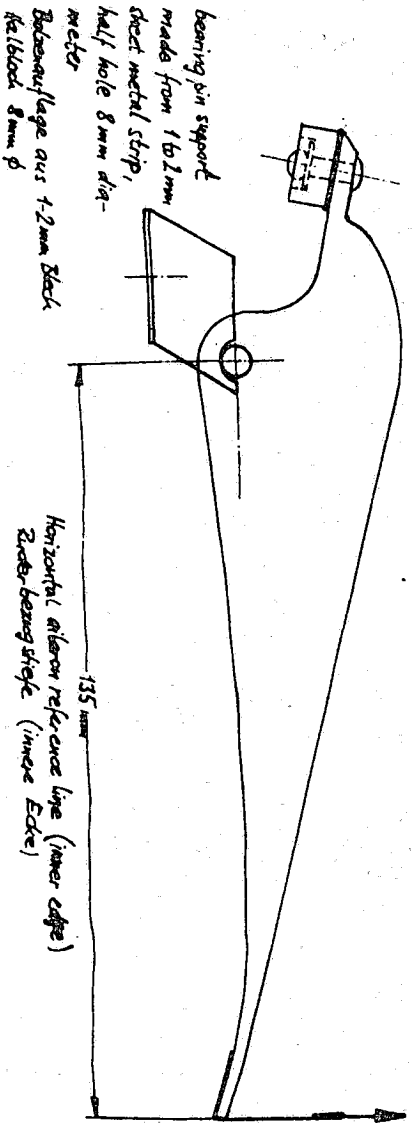
mm	inches
7	0.276
10	0.394
15	0.591
17	0.669
170	6.690
360	14.173
400	15.748
550	21.654

size of rivets (Nutzabmessung)
 cross section of lead
 diameter rivets
 distance from bearing pin edge
 Abstand vom Bohrloch anfang
 max. Beilänge
 max. length of lead



Scheibe
 Washer A4-3 DIN 125-SE

aufgewalzte Klebfläche
 sandes schieb area
 Blindnütz
 Blindnut 4x15/4x18



bearing pin support
 made from 1 to 2 mm
 sheet metal strip,
 half hole 8 mm dia-
 meter
 Bohrungslage aus 1-2 mm Blech
 Kollloch 8 mm ϕ

Horizontal alignment reference line (inner edge)
 Zuchtbezugslinie (innere Ecke)

Spring scale
 Federwaage
 tape
 Kleband

Pos. Stück	Bearbeitung	1/1	1/1
Benennung	Nr.	3028-2	
DRIVER	NAME	OR-Maschinensteich	
Bois			
Gepr. 2.6			
Charakteristika			
Abprüfung			
	Rolladen-Schnei	Sagallluzzeugnau	
		LS3-a	